

MAHARASHTRA GRAMIN BANK

HEAD OFFICE: TOWN CENTRE, CIDCO, AURANGABAD.

BALANCE SHEET


As At 31st MARCH 2016


(Amt. in Thousand)

Particulars	Schedule	As on 31.03.2016	As on 31.03.2015
CAPITAL AND LIABILITIES			
Capital	1	2093462	30000
Share Capital Deposit Account	01 - A	0	2063462
Reserves & Surplus	2	1642064	1012461
Deposits	3	59578562	48642766
Borrowings	4	9683097	10109026
Other Liabilities & Provisions	5	1346838	1370642
TOTAL		74344023	63228357
ASSETS			
Cash & Balance with RBI	6	2998788	2680407
Balance with Bank & Money at Call & Short Notice	7	13454731	12850045
Investments	8	20329443	18134877
Advances	9	35566207	28054758
Fixed Assets	10	159589	155262
Other Assets	11	1835265	1353007
TOTAL		74344023	63228357
Contingent Liabilities	12	220197	214418
Bills for collection		49	2585
Principal Accounting Policies	17	-	-
Notes on Accounts	18	-	-


The schedules:- 1,1 A,2,3,4,5,6,7,8,9,10,11,12,17,18 referred to above form an integral part of the Accounts

For MAHARASHTRA GRAMIN BANK


S V Dharm
General Manager
Place:- Aurangabad
Date:- 07-Jun-2016


Umnam R V
Chairman

For Jodh Joshi and Co.
Chartered Accountants
Firm Regi.No. 104317 W


CA A H Kavimandan
Partner
M No 141953



MAHARASHTRA GRAMIN BANK
HEAD OFFICE: TOWN CENTRE, CIDCO, AURANGABAD.


PROFIT AND LOSS ACCOUNT
FOR THE YEAR ENDED ON 31ST MARCH 2016

(Amt. in Thousand)

Particulars	Schedule	As on 31.03.2016	As on 31.03.2015
INCOME			
Interest Earned	13	5761044	4946284
Other Income	14	467922	343999
TOTAL		6228966	5290283
EXPENDITURE			
Interest Expended	15	3717804	3077732
Operating Expenses	16	1601498	1297777
Provisions and Contingencies	-	256240	314702
TOTAL		5575542	4690210
PROFIT / LOSS			
Net Profit for the Year	-	653424	600073
Income Tax Prov Earlier Year		0	102392
Income Tax Prov Current Year		1903	230000
Deferred Tax (Dr)/(Cr)		21114	121844
Profit brought forward	-	630408	389525
APPROPRIATION			
Transfer to Statutory Reserves	-	157602	100051
Transfer to Special Reserves	-	35000	0
Transfer to Capital Reserves	-	40268	0
Transfer to Investment Fluctuation Reserve		5182	8049
Balance carried over to Balance Sheet	-	392356	281426
TOTAL		630408	389525


For MAHARASHTRA GRAMIN BANK

S V Dharm
S V Dharm
General Manager
Place:- Aurangabad
Date:- 07-Jun-2016
F. Y. - 2015-16

Unnam R V
Unnam R V
Chairman


For Jodh Joshi and Co.
Chartered Accountants
Firm Regi.No. 104317 W

A H Kavimandan
CA A H Kavimandan
Partner
M No 141953



MAHARASHTRA GRAMIN BANK
HEAD OFFICE: TOWN CENTRE, CIDCO, AURANGABAD

SCHEDULE - 1 CAPITAL

(Amt. in Thousand)

Particulars	As on 31.03.2016	As on 31.03.2015
Authorised Capital (2000000000 Shares of Rs. 10 each)	20000000	50000
Issued, Subscribed & Paid up Capital (209346160 shares of Rs 10/- each)		
i. Government of India (104673130 shares of Rs. 10/- each)	1046731	15000
ii. Government of Maharashtra (31401899 shares of Rs. 10/- each)	314019	4500
iii. Sp. Bank- Bank of Maharashtra (73271131 shares of Rs. 10/- each)	732711	10500
Less : Called Unpaid	0	0
Add : Forfeited Shares	0	0
TOTAL	2093462	30000

SCHEDULE - 1 'A' SHARE CAPITAL DEPOSIT

Particulars	As on 31.03.2016	As on 31.03.2015
Share Capital Deposit Account	0	2063462
Recapitalisation support received as under		
Central Government	0	1031731
State Government	0	309519
Sp Bank- Bank of Maharashtra	0	722211
Total	0	2063462




MAHARASHTRA GRAMIN BANK
HEAD OFFICE: TOWN CENTRE, CIDCO, AURANGABAD

SCHEDULE - 2 RESERVES AND SURPLUS

(Amt. in Thousand)

	Particulars	As on 31.03.2016	As on 31.03.2015
I	Statutory Reserves	450518	292916
	Opening Balance	292916	192865
	Additions during the year	157602	100051
	Deductions during the year	0	0
II.	Special Reserve	125000	60000
	Opening Balance	60000	60000
	Add-Transfer from balance in Profit & Loss A/C	30000	0
	Additions during the year	35000	0
	Deduction during the year	0	0
III	Capital Reserves	62063	21795
	Opening Balance	21795	21795
	Additions during the year	40268	0
	Deductions during the year	0	0
IV.	Investment Fluctuation Resevre	90028	85651
	Opening Balance	85651	77602
	Additions during the year	5182	8049
	Deductions during the year	804	0
V.	Revenue and Other Reserves	1098	1098
	Opening Balance	1098	1098
	Additions during the year	0	0
	Deductions during the year	0	0
V.	Balance in Profit & Loss Account	913357	551001
	Opening Balance	551001	269863
	Less- Transferred to Special Reserve u/s 36(1)(viii) from balance in Profit & Loss A/C	30000	0
	Additions during the year	392356	281426
	Deductions during the year	0	288
	Grand Total	1642064	1012461



MAHARASHTRA GRAMIN BANK
HEAD OFFICE: TOWN CENTRE, CIDCO, AURANGABAD

SCHEDULE - 3 DEPOSITS

(Amt. in Thousand)

	Particulars	As on 31.03.2016	As on 31.03.2015
A	I. Demand Deposits		
	i. From Banks	0	0
	ii. From Others	2329254	1736501
	II. Savings Bank Deposits	29559926	26639555
	Total Demand Deposits (A)	31889181	28376056
	III. Term Deposits		
	i. From Banks	3280108	0
	ii. From Others	24409273	20266710
	Total Term Deposits (i+ii)(B)	27689381	20266710
	B	I. Deposits of Branches in India(A+B)	59578562
	II. Deposits of Branches outside India	0	0
	Total (I+II)	59578562	48642766



MAHARASHTRA GRAMIN BANK
HEAD OFFICE: TOWN CENTRE, CIDCO, AURANGABAD

SCHEDULE - 4 BORROWINGS

	Particulars	As on 31.03.2016	As on 31.03.2015
I.	Borrowings In India		
	i. RESERVE BANK OF INDIA	0	0
	ii BoM & NHB	3161910	1620100
	iii. NABARD	6420127	8387866
	iv. PERPETUAL BONDS	101060	101060
II.	Borrowings outside India	--	--
	Total (I + II)	9683097	10109026



MAHARASHTRA GRAMIN BANK
HEAD OFFICE: TOWN CENTRE, CIDCO, AURANGABAD.

SCHEDULE - 5 OTHER LIABILITIES AND PROVISIONS

(Amt. in Thousand)

	Particulars	As on 31.03.2016	As on 31.03.2015
i.	Bills payable	648293	556829
ii.	Inter office adjustments (Net)	51006	143506
iii.	Interest accrued but not due	216469	206179
iv.	Others (Including provisions)	431070	464128
	Total (i+ii+iii+iv)	1346838	1370642



MAHARASHTRA GRAMIN BANK
HEAD OFFICE: TOWN CENTRE, CIDCO, AURANGABAD.

**SCHEDULE - 6 CASH AND BANK BALANCE WITH RESERVE BANK
OF INDIA**

(Amt. in 1 thousand)

	Particulars	As on 31.03.2016	As on 31.03.2015
1	Cash in Hand	783788	799007
2	Balance with Reserve Bank of India		
i	In current Account	2215000	1881400
ii	In other Accounts	0	0
	Total (1 + 2)	2998788	2680407



MAHARASHTRA GRAMIN BANK
HEAD OFFICE: TOWN CENTRE, CIDCO, AURANGABAD.

**SCHEDULE - 7 BALANCE WITH BANKS & MONEY AT CALL
& SHORT NOTICE**

(Amt. in Thousand)

Particulars		As on 31.03.2016	As on 31.03.2015
1)	In India		
i.	Balance with Banks		
	a) In current Accounts	1876131	3954043
	b) In other Deposit Accounts	11578600	8896002
	Sub - Total	13454731	12850045
ii.	Money at call & short Notice		
	a) With Banks	0	0
	b) With Other institutions	0	0
	Sub - Total	0	0
	Total 1 (i + ii)	13454731	12850045
2)	Outside India Balance with Banks		
	a) In current Account	0	0
	b) In other Deposit Account	0	0
	c) Money at call & Short Notice	0	0
	Total 2 (a+b+c)	0	0
	Grand Total (1 + 2)	13454731	12850045



MAHARASHTRA GRAMIN BANK

HEAD OFFICE: TOWN CENTRE, CIDCO, AURANGABAD.

SCHEDULE - 8 INVESTMENTS

(Amt. in Thousand)

	Particulars	As on 31.03.2016	As on 31.03.2015
I.	Investments in India in		
	i. Government securities & Treasury bills	14616922	15661842
	ii. Other approved securities	0	0
	iii. Shares	12285	12285
	iv. Debentures and Bonds	1594087	1506094
	v. Subsidiaries and / or Joint ventures	0	0
	vi. Others (Units)	4113586	960132
	Grant Total (i+ii+iii+iv+v+vi)	20336880	18140353
	Less : Depreciation / Provision	7437	5475
	Total	20329443	18134877
II.	Investments outside India in		
	i. Government securities (Including local	0	0
	ii. Subsidiaries and / or Joint ventures	0	0
	iii. Other Investments (to be specified)	0	0
	Total	0	0
	Grand Total(I + II)	20329443	18134877



MAHARASHTRA GRAMIN BANK
HEAD OFFICE: TOWN CENTRE, CIDCO, AURANGABAD.

SCHEDULE - 9 ADVANCES

(Amt in thousand)

		Particulars	As on 31.03.2016	As on 31.03.2015
A	I	Bills purchased and discounted	533692	95039
	II	Cash Credits, Overdrafts & loans repayable on demand	9466260	11645411
	III	Term Loans	26922133	17510631
	IV	Debt Amt. Receivable from Govt.	0	0
	V	Net effect of MoC	0.00	0.00
		Sub Total	36922085	29251082
		LESS : BAD & DOUBTFUL DEBTS PROVISIONS	1355879	1199367
		GRAND TOTAL	35566207	28051715
B	I	Standard	35130706	27378200
	II	Sub Standard	358592	1062927
	III	Doubtful	1336183	713427
	IV	Loss of Assets	96605	96528
		SUB TOTAL	36922085	29251082
		Less : Bad & Doubtful debts Provisions	1355879	1199367
		GRAND TOTAL	35566207	28051715
C		Advances in India		
	I	Priority Sector Advances	39862191	32419796
		Less-Advances sold under IBPCs	-8000000	-8000000
		Total Priority Sector Advances	31862191	24419796
	II	Non Priority Sector Advances	2759894	2534329
		Add-Advances Purchased under IBPCs	2300000	2300000
		Total Non Priority Sector Advances	5059894	4834329
	III	Total Advances	36922085	29254125
D		Advances outside India	0.00	0.00
E		Less : Bad & Doubtful debts Provisions	1355879	1199367
		GRAND TOTAL (C+D-E)	35566207	28054758
F		Advances in -		
	I	Rural Branches	23394488	14369995
	II	Urban Branches	13527598	14884130
		Total	36922085	29254125



MAHARASHTRA GRAMIN BANK
HEAD OFFICE: TOWN CENTRE, CIDCO, AURANGABAD.

SCHEDULE - 10 FIXED ASSETS

(Amt in Thousand)

	Particulars	As on 31.03.2016	As on 31.03.2015
I.	Premises:		
	At cost as on 31 st March of the preceding year	529	535
	Addition during the year	0	21
	Deduction during the year	0	0
	Depreciation to date	26	27
	Sub Total (I)	503	529
II.	Other Fixed Assets		
	At cost as on 31 st March of the preceding year (Including furniture and fixtures)	154733	150569
	Addition during the year	60781	54304
	Deduction during the year	1854	1643
	Depreciation to date	54574	48497
	Sub Total (II)	159086	154733
	Grand Total	159589	155262



MAHARASHTRA GRAMIN BANK

HEAD OFFICE: TOWN CENTRE, CIDCO, AURANGABAD.

SCHEDULE - 11 OTHER ASSETS

(Amt in Thousand)

	Particulars	As on 31.03.2016	As on 31.03.2015
i.	Inter-Office adjustment (net)	0	0
ii.	Interest accrued	433190	471740
iii.	Tax paid in advance / Tax deducted at source	323677	97286
iv.	Stationery and stamps	3653	3026
v.	Non banking assets acquired in satisfaction of	0	0
vi.	Other (includes Sundry Debtors, Inland remittance, Other Receivables)	974303	659399
vii.	Deferred Tax	100442	121556
	Total	1835265	1353007



MAHARASHTRA GRAMIN BANK

HEAD OFFICE: TOWN CENTRE, CIDCO, AURANGABAD.

SCHEDULE - 12 CONTINGENT LIABILITIES

(Amt in Thousand)

	Particulars	As on 30.09.2015	As on 31.03.2015
i.	Claims against the bank not acknowledged as debts.	0	0
ii.	Liability for partly paid investments	0	0
iii.	Liability on account of outstanding forward exchange contracts	0	0
iv.	Guarantees given on behalf of constituents	0	0
	a) India	219298	213519
	b) Outside India	0	0
v.	Acceptances, endorsements and other	0	0
vi.	Other items for which the bank is contingently liable.	899	899
	Total	220197	214418

SCHEDULE - BILLS FOR COLLECTION

(Amt in Thousand)

	Particulars	As on 31.03.2016	As on 31.03.2015
1	OBC	49	2539
2	IBC	0	46
3	LBC	0	0
4	INLAND LETTERS	0	0
	Total	49	2585



MAHARASHTRA GRAMIN BANK
HEAD OFFICE: TOWN CENTRE, CIDCO, AURANGABAD.

SCHEDULE - 13 INTEREST EARNED

(Amt. in Thousand)

	Particulars	As on 31.03.2016	As on 31.03.2015
i.	Interest / discount on advances / bills	3555914	3027738
ii.	Income on Investments	2205131	1918546
iii.	Interest on balance with Reserve Bank of India & other bank funds	0	0
iv.	Others	0	0
	TOTAL	5761044	4946284



MAHARASHTRA GRAMIN BANK
HEAD OFFICE: TOWN CENTRE, CIDCO, AURANGABAD.

SCHEDULE - 14 OTHER INCOME

(Amt in Thousand)

	Particulars	As on 31.03.2016	As on 31.03.2015
i.	Commission, Exchange & Brokerage	32546	35997
ii.	Profit on sale of investments	73447	77101
	Less : Loss on sale of investments	0	0
iii.	Profit on revaluation of investments	0	0
	Less: Loss on revaluation of investment	0	0
iv.	Profit on sale of land, buildings and other Assets	224	225
	Less: Loss on sale of land, buildings and other	0	0
v.	Profit on exchange transactions	0	0
	Less: Loss on exchange transaction	0	0
vi.	Income earned by way of dividend etc. from subsidiaries / companies and / or joint ventures abroad / in India.	0	0
vii.	Miscellaneous Income	361706	230677
	TOTAL	467922	343999



MAHARASHTRA GRAMIN BANK
HEAD OFFICE: TOWN CENTRE, CIDCO, AURANGABAD.

SCHEDULE - 15 INTEREST EXPENDED

(Amt in thousand)

	Particulars	As on 31.03.2016	As on 31.03.2015
I.	Interest on Deposits	3008752	2418895
II.	Interest on RBI/ Inter Bank borrowings	13271	14246
III.	Others Interest on Refinance :		
	a) NABARD & NHB	695030	644590
	b) Other Items	752	0
	Total	3717804	3077732



MAHARASHTRA GRAMIN BANK
HEAD OFFICE: TOWN CENTRE, CIDCO, AURANGABAD.

SCHEDULE - 16 OPERATING EXPENSES

(Amt. in Thousand)

	Particulars	As on 31.03.2016	As on 31.03.2015
i.	Payments to and provisions for employees	1103278	920886
ii.	Rent, taxes and lighting	77764	65770
iii.	Printing and Stationery	8983	8756
iv.	Advertisement and Publicity	5805	3589
v.	Depreciation on Bank's property	54601	43224
vii.	Directors fees, allowances and expenses on	159	326
viii.	Auditors fees and Expenses	6458	6166
ix.	Law Charges	2293	2426
x.	Postage, Telegrams, Telephones etc.	7989	7581
xi.	Repairs and maintenance	9300	5597
xii.	Insurance on deposits to DICGC	54671	45388
xiii.	Other expenditure	270197	188068
	Total	1601498	1297777



MAHARASHTRA GRAMIN BANK
HEAD OFFICE: TOWN CENTRE, CIDCO, AURANGABAD.

SCHEDULE No.- P/ L - PROVISIONS & CONTINGENCIES

(Amt. in Thousand)

Particulars		As on 31.03.2016	As on 31.03.2015
Provision for			
1	Bad & Doubtful Debt	235781	250000
2	Special Reserve	0	0
3	Deprecation in Investment (Mark to Market valuation)	1962	0
4	Gratuity & Leave Eancashment Provision	0	0
5	Provision for long Inland Remittance	30	0
6	Provision for Galleborgaon & Others	0	2966
7	Provision for Pay Revision	0	75000
8	Cash Theft	0	2000
9	Provision towards Standard Assets	21367	0
10	Advance & Arrear Income Tax	0	0
Total (1 + 8)		259140	329966
Less : Write back provision investment		0	15264
Less : Write back provision Tirthpuri & other		2096	0
Less : IFR		804	0
Less : Write back provision of NPI		0	0
Total Net Provisions		256240	314702

